

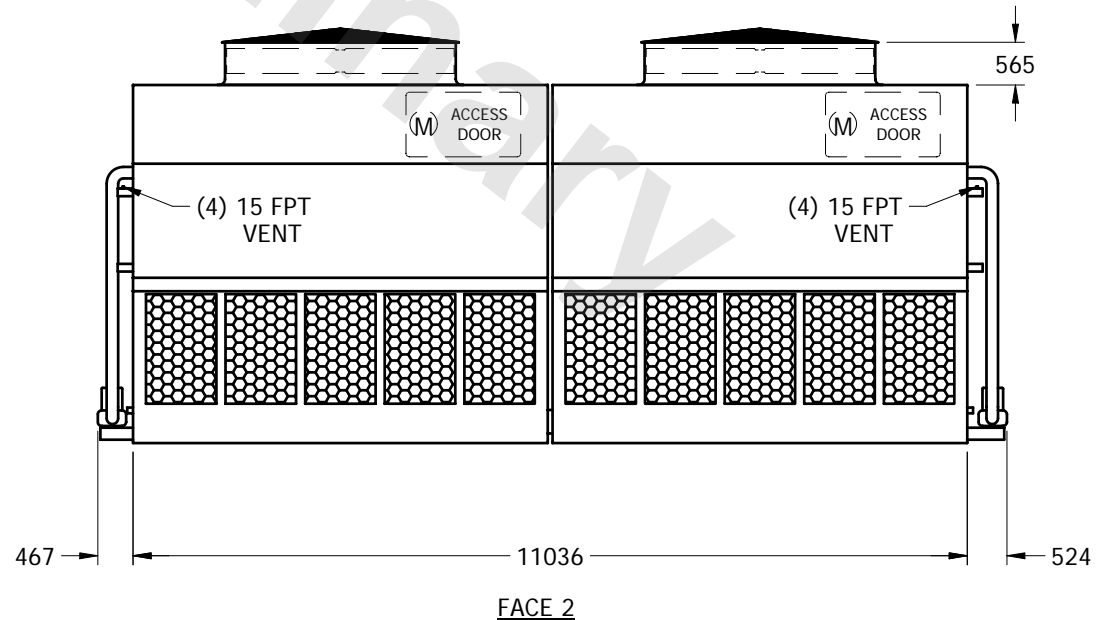
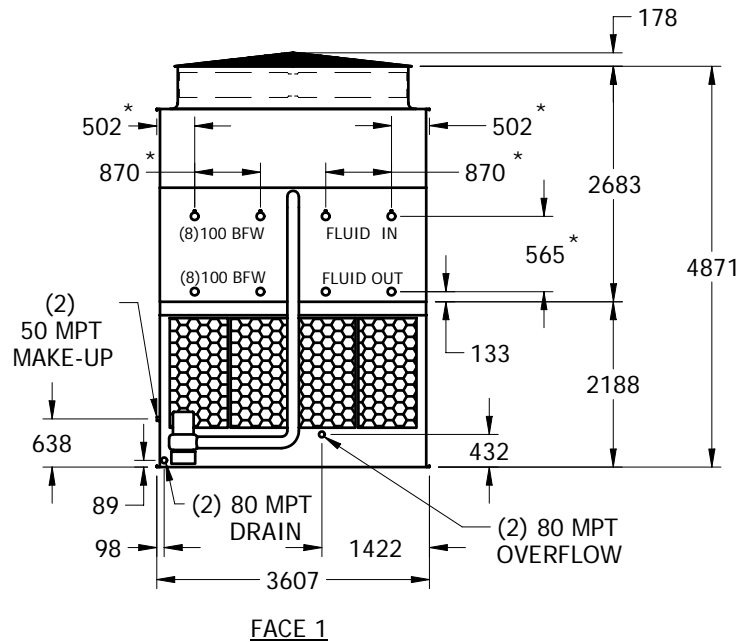
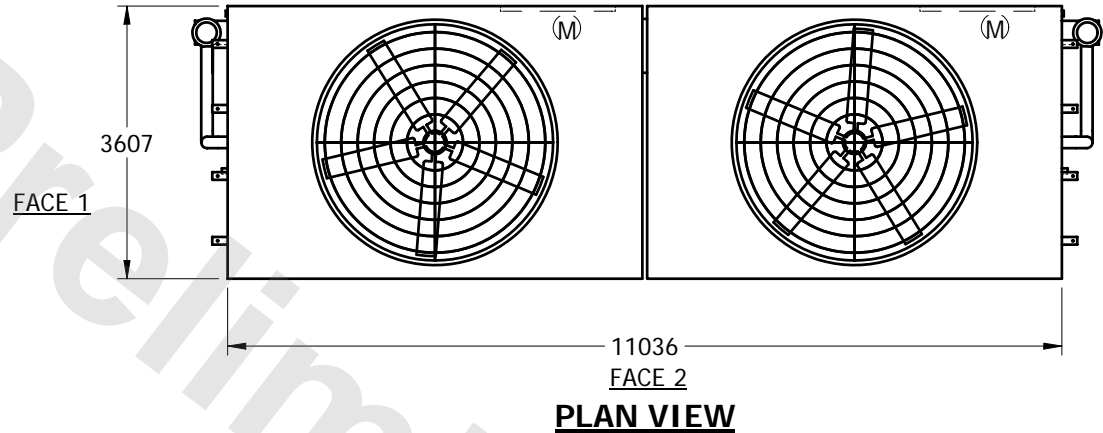
EVAPCO, INC.



| | | | | | | | | | | |
|------|-----------------------|---------|----------|-------|-----|--------|-------------------|------|------|----------|
| UNIT | CLOSED CIRCUIT COOLER | MODEL # | PMC-989E | SCALE | NTS | DWG. # | W2123606-MRB-LFHF | REV. | DATE | SERIAL # |
|------|-----------------------|---------|----------|-------|-----|--------|-------------------|------|------|----------|

NOTES:

1. (M)- FAN MOTOR LOCATION
2. HEAVIEST SECTION IS UPPER SECTION
3. MPT DENOTES MALE PIPE THREAD
FPT DENOTES FEMALE PIPE THREAD
BFW DENOTES BEVELED FOR WELDING
4. + UNIT WEIGHT DOES NOT INCLUDE ACCESSORIES (SEE SEPARATE DRAWINGS FOR ACCESSORIES)
5. 19mm DIA. MOUNTING HOLES. REFER TO RECOMMENDED STEEL SUPPORT DRAWING
6. MAKE-UP WATER PRESSURE-137 kPa MIN, 344 kPa MAX
7. * - APPROXIMATE DIMENSIONS DO NOT USE FOR PRE-FABRICATION OF CONNECTING PIPING.
8. MAKE-UP IS LOCATED 121mm FROM EACH CONNECTION END.



| | | | | | | | | | | |
|-----------------|-------|------|------------------|-------|----|-------------------------|------|----|--------------------------|---|
| SHIPPING WEIGHT | 19540 | kg + | OPERATING WEIGHT | 31620 | kg | HEAVIEST SECTION WEIGHT | 7985 | kg | NO. OF SHIPPING SECTIONS | 4 |
|-----------------|-------|------|------------------|-------|----|-------------------------|------|----|--------------------------|---|